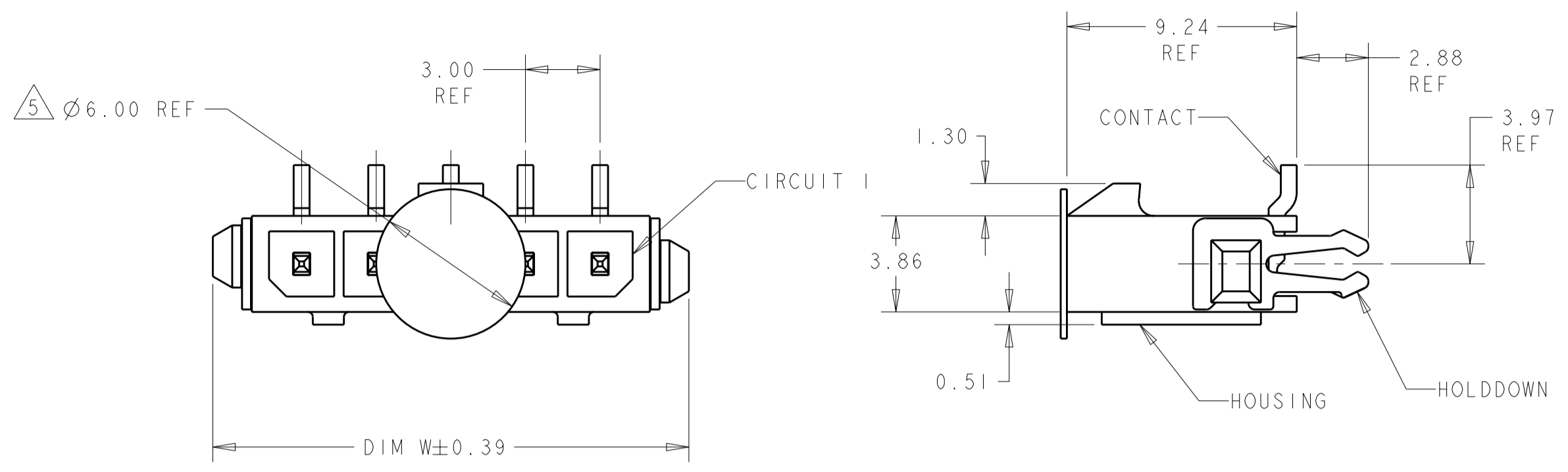
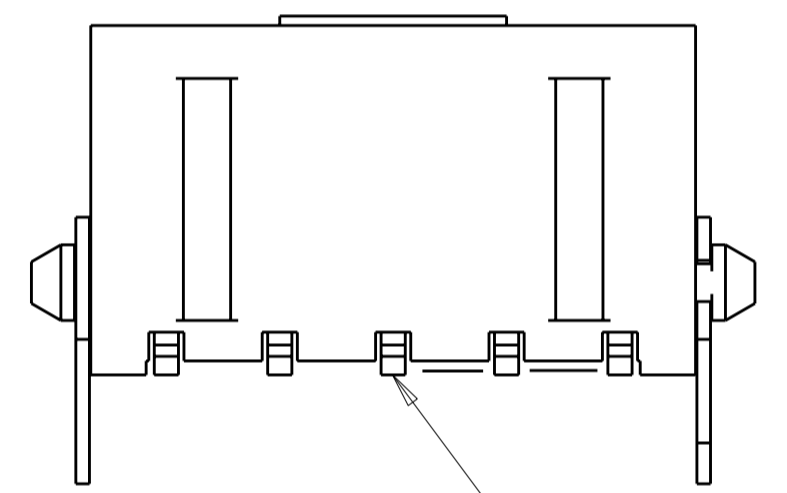


THIS DRAWING IS UNPUBLISHED. RELEASED FOR PUBLICATION 20
 © COPYRIGHT 20 BY - ALL RIGHTS RESERVED.

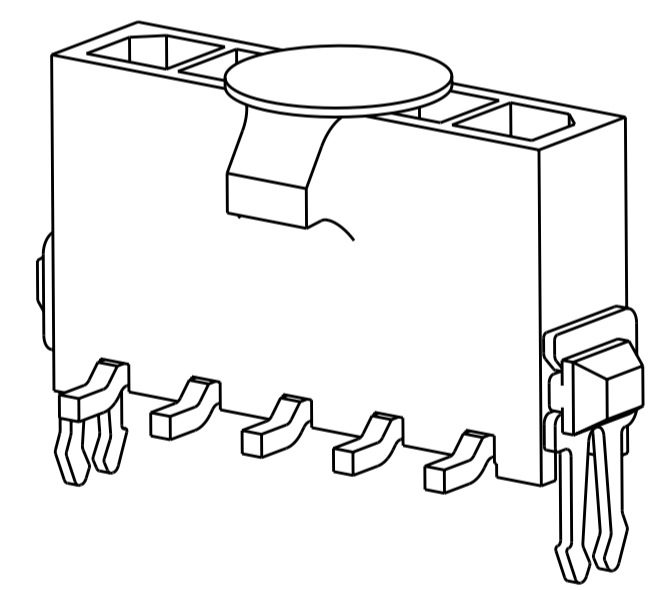
LOC		DIST		REVISIONS			
P	LTR	DESCRIPTION	DATE	DWN	APVD		
	CI	REVISED PER ECO-11-005027	18MAR2011	RK	HMR		



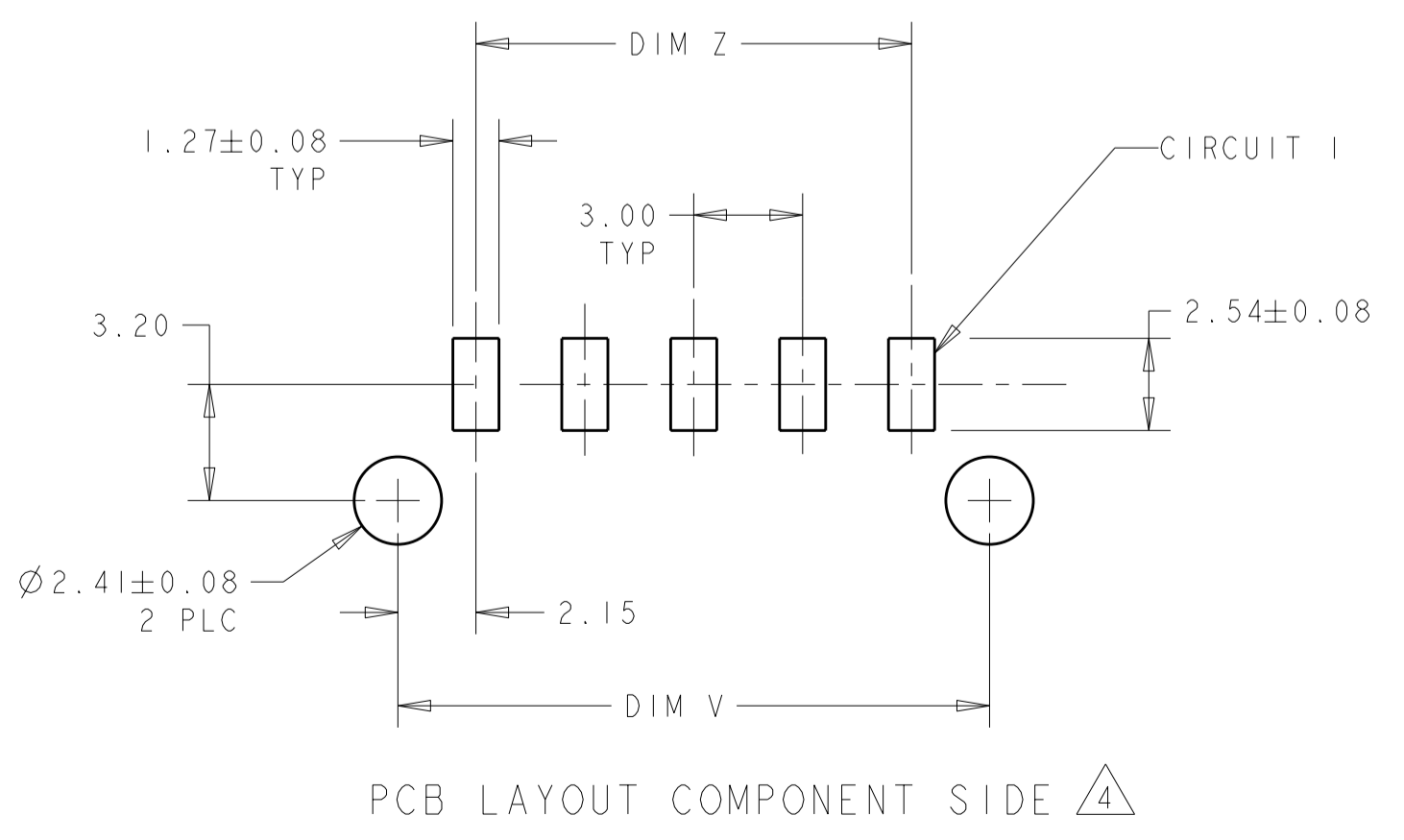
- 1 MATERIAL: CONTACTS - BRASS
HOUSING - UL 94V-0 RATED HIGH TEMP NYLON, COLOR BLACK.
HOLDDOWNS: - PHOSPHOR BRONZE.
- 2 PLATING: CONTACTS - 2.54µm MINIMUM TIN-LEAD OVER 1.27µm MINIMUM NICKEL.
HOLDDOWNS: 2.54µm MINIMUM TIN-LEAD OVER 1.27µm MINIMUM NICKEL.
- 4 RECOMMENDED PC BOARD THICKNESS OF 1.57.
- 5 KAPTON VACUUM PICK UP BUTTON.
- 6 PLATING: CONTACTS - 2.54µm MINIMUM MATTE TIN OVER 1.27µm MINIMUM NICKEL.
HOLDDOWNS: 2.54µm MINIMUM MATTE TIN OVER 1.27µm MINIMUM NICKEL.



0.15
INCLUDES CONTACT TAILS AND HOUSING STANDOFFS



6	33.00	37.43	40.00	12	3-1445052-2
6	30.00	34.43	37.00	11	3-1445052-1
6	27.00	31.43	34.00	10	3-1445052-0
6	24.00	28.43	31.00	9	2-1445052-9
6	21.00	25.43	28.00	8	2-1445052-8
6	18.00	22.43	25.00	7	2-1445052-7
6	15.00	19.43	22.00	6	2-1445052-6
6	12.00	16.43	19.00	5	2-1445052-5
6	9.00	13.43	16.00	4	2-1445052-4
6	6.00	10.43	13.00	3	2-1445052-3
6	3.00	7.43	10.00	2	2-1445052-2
2	33.00	37.43	40.00	12	1-1445052-2
2	30.00	34.43	37.00	11	1-1445052-1
2	27.00	31.43	34.00	10	1-1445052-0
2	24.00	28.43	31.00	9	1445052-9
2	21.00	25.43	28.00	8	1445052-8
2	18.00	22.43	25.00	7	1445052-7
2	15.00	19.43	22.00	6	1445052-6
2	12.00	16.43	19.00	5	1445052-5
2	9.00	13.43	16.00	4	1445052-4
2	6.00	10.43	13.00	3	1445052-3
2	3.00	7.43	10.00	2	1445052-2
FINISH	DIM Z	DIM V	DIM W	NO. OF POSN	PART NUMBER



PCB LAYOUT COMPONENT SIDE 4



THIS DRAWING IS A CONTROLLED DOCUMENT. DWN J.ROOT 07OCT2000
 CHK K. WHITAKER 20-FEB-2001
 APVD C. JONES 20-FEB-2001

STE TE Connectivity

NAME VERTICAL SURFACE MOUNT HEADER ASSY
 TIN CONTACTS, W/THRU HOLE HOLDDOWNS,
 SINGLE ROW, MICRO MATE-N-LOK™

SIZE A2 CAGE CODE 00779 DRAWING NO. 1445052 RESTRICTED TO

MATERIAL SEE TABLE WEIGHT - SCALE 5:1 SHEET 1 OF 1 REV CI